



ENGLISH



READER

3



With the blessings of :
Our Parents

ENGLISH READER 3

Copyright @ Publishers

All rights reserved. No part of the publications may be reproduced, transmitted or distributed in any form or by any means without prior permission in written. Any person who does any unauthorised act in relation, Publications may be liable to criminal prosecution and civil claims for damages.

Limits of liability and Disclaimer of Warranty:

The Authors, Editors, Designers and the Publishers of this book have tried their best to ensure that all the texts are correct in all aspect. However, the authors and the publishers does not take any responsibility of any errors, if happened. The correction of errors, if found will duly be done in the next edition.

MADE IN INDIA



Support Recycle

Save a Tree
Save the Earth

One Ton of this Paper Saves 17 trees

Max Retail Price: On Back Cover

Edited & Designed by:

Editone International Pvt. Ltd.

Based on:

- National Education Policy 2020
- NCF 2022
- Activity Based Format
- Innovative Approach
- Learning with fun
- Eco-Friendly Paper

Preface

We have always made an effort to keep education relevant to learner needs. As part of the New Education Policy 2020 and NCF 2022, which emphasises experiential learning and a child's overall growth in order to prepare them to become a responsible adult, we focus on writing books that follow these principles.

In order to facilitate the application of information and growth that will support meaningful future for learners, we encourage teachers, educators, and guardians to support growing these competencies in the learner.

The interior of the Classes 1–8 NEP books includes interactive elements from the New Education Policy as well as chapters with Learning Objectives, Warm-up, Find Meaning, Creative expression, Cross Curricular connect, Vocabulary time, Life skills, Logical Thinking, Conceptual Understanding, Communication and Writing skills as main highlights.

NEP 2020-based novels are produced by incorporating 21st-century skills including teamwork, and application knowledge using a cross-curricular approach. By using this method, rote learning will be replaced with competency-based learning.

We have incorporated a structure to guarantee the quality of education in accordance with new NEP 2020 principles in order to improve children's capacity for moral decision-making and learning through the environment within the classroom. To ensure that students complete the lessons, teachers can do a variety of things to make the classroom engaging and interesting.

All elements of the National Education Policy 2020, including self-awareness, self-management, social awareness, responsible decision-making, relationship skills, and self-responsibility, are covered in our series classes 1–8 book.

We urge parents, guardians, and educators to support the development of these competencies in students in order to foster the use of knowledge and growth. Any suggestions of scholars students and teachers for further improvement are always accepted and welcomed.

–Publishers

Contents

S. No.	Chapters	Page No.
1.	Paper Kite (Poem)	5
2.	The story of the Kheer	8
3.	Valuing Fortitude	15
4.	My Silly Sister	26
5.	Bird Talk (Poem)	35
6.	Mother Teresa	38
7.	All are Champions	47
8.	Living the Simple Life	58
9.	Welcome Back to School! (Poem)	67
10.	The Boy who Never Told a Lie (Poem)	70
11.	The Elves and the Shoemaker	74
	Self Assessment-1	84
	Self Assessment-2	86



Paper Kite



Learning Objectives

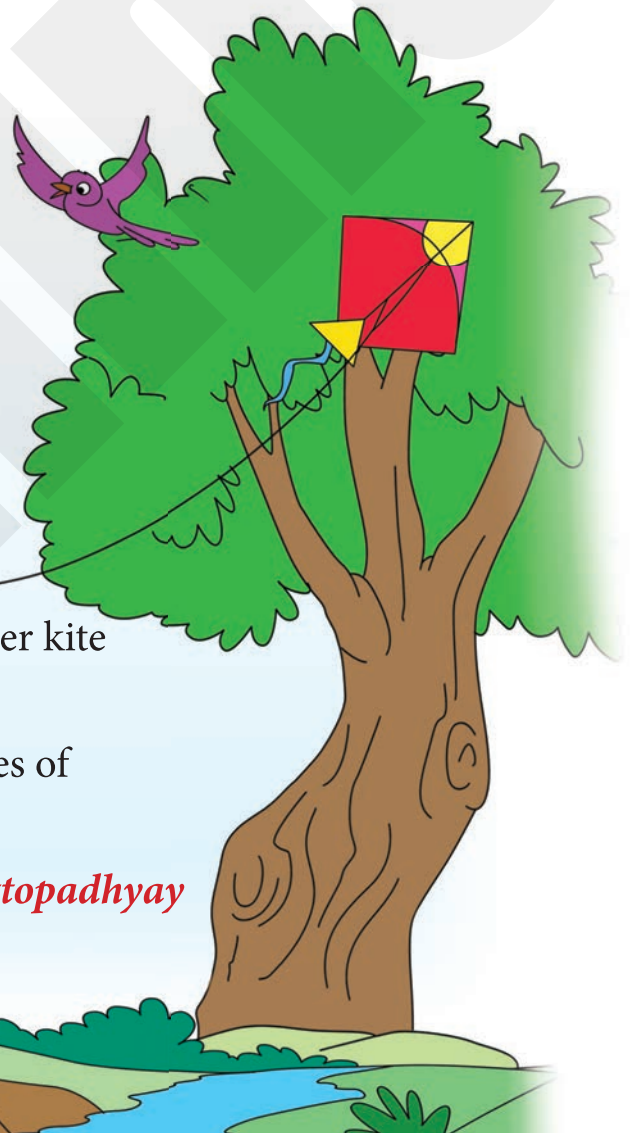
- ✿ Understanding the way how a kite flies.
- ✿ No matter what happens in life we should never stop.

I bought a **pretty** paper kite
And flew it yesterday.
But then, you know, the branches of
A tree came in the way.

And while I tried to fly it high
Through some unhappy luck,
There in the branches of the tree,
My paper kite got **stuck**.

And like that helpless paper kite
I find I also stick
Quite often in the branches of
Simple **arithmetic**!

- Harindranath Chattopadhyay



Find Meaning

Pretty : attractive and pleasant to look at or hear
Airthmetic : the fundamental of maths that includes the operation of numbers
Stuck : not able to move

EXERCISES

A. Answer the following questions.

1. What is the similarity between the boy and the kite in the poem?
2. What happened when the kite reaches the tree?
3. What did the boy buy the other day?

B. Fill in the blanks with the correct words.

1. I bought a paper kite
And flew it
2. Quite often in the of
Simple



Let's Enjoy The Poem

A. We found the words "kite" and "fly" in the text. Both of these words may have different meanings.



A kite is a paper object that you can fly.

A bird by the name of kite also exists.

Fly is the action of moving through the air.

Fly is also the noun name of an insect.



1. Homonyms are words with the same spelling or pronunciation but different meanings.
2. Write down three such word pairings that come to your mind and explain what they mean.

B. Find their meanings.

1. Helpless
2. Often
3. Stick
4. Simple

C. Write two proper noun for the given common noun.

Common Noun	Proper Noun
Stopy book	
City	
River	
Planets	

D. Tick (✓) the right options.

1. What did the poet buy?

(i) Ball

(ii) Kite

(iii) Book

2. What came in the way of the kite?

(i) Branches

(ii) Clouds

(iii) Birds

COMMUNICATION

Writing Skills

Look at the pictures. Fill in the boxes to complete the words.



--	--	--	--	--



--	--	--	--



--	--	--	--



--	--	--	--	--	--

Reading Skills

Read the below riddles and solve them.

I get blown up but I'm not a stick of dynamite
I sometimes have a string attached but I'm not a kite
I sometimes float but I'm not a swimmer
I'm seen at birthday parties but I'm not a candle
What could I be?



2

The Story of the Kheer



Learning Objectives

- Understanding the importance of being kind.
- Knowing the history of kheer and Lord Ganesh

Warm-up

Look at these pictures of well-known Indian sweets, write their names. Which is your favourite?



1.



2.



3.



4.



5.



6.



Instruction for Discussion

Encourage the students to participate in warm-up game and ask which sweet dish they like the most and why?

Lord Ganesha in the form of a boy **once** entered a village while carrying milk and rice in his hands. He started requesting help to cook some kheer, but everyone was busy.

"Will you help me cook this kheer, lovely lady?", he said when he arrived at a **shack** belonging to a poor woman.

"Of course, I'll help you", the woman replied. "I'm preparing a meal for myself. I will **prepare** the kheer. For you too"

After combining the rice, milk, and sugar, she put the **saucepan** on the stove to cook. She slept off while it was cooking, so the boy went outside to play. She found that the kheer had prepared and was incredibly delicious when she awoke.

She couldn't help but taste it because she was so hungry. She took some of the kheer in a bowl, though, and gave it to the idol of Lord Ganesha before she began to eat it. She then began eating the kheer. The saucepan was never completely empty no matter how much she ate. The woman gave the boy the full pot when he came back, stating that she had eaten before giving him any because she was hungry.


"I ate it too", the boy said.

The poor woman was surprised. "But when did you eat it", she questioned. "I spent all of my time here."

Ganesha said with a smile, "When you offered the bowl to the idol, I ate it."

The woman then understood who the little boy was. She fell at his feet crying with joy and Ganesha blessed her with wealth and health.

-An Indian folk tale



Find Meaning

Once : one time
Prepare : make or cook

Shack : a roughly built hut or cabin.
Saucepan : a utensil to make liquid food

EXERCISES

Creative Expression

Tell Your Story

Have you ever helped your mother cook? What you both were cooking? Share with your friends and classmates.

CROSS-CURRICULAR CONNECT

Learning by Doing

Using different leaves, prepare the model of Lord Ganesha. A practice picture has been given for you to observe and understand. Paste your leaves on a given sheet.


















Critical Thinking

Let's Play a Game!

Let's play this game and the child who completes the fastest will win. Best of Luck!

Directions: Count the items. Write the number. Colour the picture.

Logical Thinking

Imagine a situation where someone comes to you and asks for your help. That person is hungry. What would you do to help him? Write a paragraph on it. (50-60 words)

Exercise Time



A. Answer the following questions.

1. What did the poor lady do before eating the kheer?
2. Why did the poor lady start to cry?
3. Why do you think Ganesha blessed the poor lady?

B. Find their meanings.

1. Awaking
2. State
3. Surprise



C. Fill in the blanks with the correct words.

1. I'm a meal for myself.
2. entered the village.
3. He was asking everyone for
4. The poor lady ate the kheer because

D. Tick the (✓) correct options.

1. Lord Ganesha chose which character?
(i) A man (ii) A boy (iii) A girl
2. What did Lord Ganesha want to cook?
(i) Pulao (ii) Curry (iii) Kheer

3. She offered kheer to whom before eating?

(i) Lord Ganesha (ii) Lord Krishana (iii) Lord Hanuman

Conceptual Understanding

Put a (✓) if you agree with a sentence or a (✗) if you do not agree.

1. The villagers did not know that the little boy was Ganesha.
2. The lady was poor but kind-hearted.
3. The poor lady ate the kheer because she was greedy.
4. Ganesha was angry with the poor lady.

Communication

Writing Skills

Ojas is talking to his mother. Fill in these blanks by choosing the correct words from the box.

rishu, park, squirrels, tree, cake, juice, strawberry, cat, zippo, zippie,

Ojas : Mother, I wish takes me to the with him. I want to look at the and sit under the shade of the

Mother : I will ask your brother to take you with him. You must first eat this slice of and drink

Ojas : Please put a on the cake.

Mother : Ojas, give some food to Zolo, the, sitting outside our house. She and her two kittens, and, must be hungry.

Ojas : Okay, Mother.



Reading Skills

Read the poem below and share its meaning that you understand with your friends.

The perfect cup of cocoa
Is rich and chocolatey,
And always warm, but not too hot
A steaming chocolate sea.

The surface is enclosed beneath
A thick marshmallow mound,
Which melts into a gooey cloud
Without the slightest sound.



Listening & Speaking Skills

Your teacher will recite a story from panchtantra. Listen to the story carefully. She will also ask some questions. Answer them when your turn comes.



Let's Learn Spellings

Each word below has one letter missing. Print the correct letter in the space for each word. **One block is done to help you.**

T	R	A	D	E	D
T	R	A	D	E	D
T	R	A	D	E	D
T	R	A	D	E	D
T	R	A	D	E	D
T	R	A	D	E	D

G	R	A	
	R	A	Y
G	R		Y
G		A	Y

H	O	P		S
H	O		E	S
H		P	E	S
	O	P	E	S
H	O	P	E	

S	H		R	E
S	H	A		E
S	H	A	R	
	H	A	R	E
S		A	R	E

C	A	M	E	
C	A	M		L
C		M	E	L
	A	M	E	L
C	A		E	L

S	T	R	E		C	H
S	T	R	E	T	C	
S	T	R		T	C	H
S	T		E	T	C	H
S		R	E	T	C	H
S	T	R	E	T		H
	T	R	E	T	C	H



Let's Learn Grammar

Sentences

We have already learned that when words are placed one after another in the right order, together they are called a sentence. A sentence begins with a capital letter.

Tick (✓) the group of words that form a sentence.

- Raman is unwell.
- Coming are Shivi's friends home.
- Renee likes to play badminton.
- Zubair are going to the park and Neena.



Vocabulary Time

Fill in the blanks with many a few, some, a little, or much correctly.

- There are flowers in Kavi's garden.
- Give me sugar to add to my milk.
- There's not juice left in the glass.
- I have sheets with me.
- Zayd has bot of time to rest

Life Skills

(Inter-relationship Skills)

We see homeless people across the road here and there. They look weak and hungry. They ask for food and money from the people passing by. We should help those homeless people by giving them food and clothes.

Write a paragraph in(50-60words) on "helping others".





Valuing Fortitude



Learning Objectives

- To value fortitude in our daily life
- To understand forbearance and fortitude are essential to lead a happy life.

Warm-up

Find out the words from the grid given below:

A	C	E	G	I	K	M	O	Q	S	U	W	X
K	I	N	G	K	L	A	S	C	E	T	I	C
Y	Z	B	D	F	H	J	A	L	N	P	R	T
U	Y	Z	A	C	E	H	K	J	L	O	P	Q
Q	U	E	E	N	K	L	A	U	G	T	D	B

CLUE BOX

King's state name, King's feminine, Head of the state, Synonym of a guard



Instruction for Discussion

Organise a classroom discussion and ask all the children to participate. In this role play, few children will become villagers, one will be a king and others will become ministers. Start a discussion, based on warm-up activity.



Once upon a time, there was a king in Osaka whose queen was beautiful and lived for many years. One day, the sentries informed the king that his queen was in the company of an **ascetic**. The king was angry hearing this. He flew into a terrible **rage** and immediately left to see his queen. He reached the place where both the queen and the ascetic were talking to each other.



The king tried to hurt the ascetic, but the queen pleaded him not to do so and spare his life out of mercy. The king asked, “why did you come here? What do you teach?”

The ascetic replied, “I speak about the value of **forbearance**.” “My lord, I have learned from my masters to never lose **composure**, even in rejection and abuse.”

The king was amazed to hear that and noticed the ascetic’s calm response. But skeptical in his view, the king decided to test the ascetic and order guards to lash at him with a whip of thorns.


The king said to the ascetic, “Now, show me your forbearance.” The ascetic was still calm. It **triggered** the king even more.



He then decided to give punishment to the ascetic.

He ordered his guards to lock the ascetic in a dark room for two days, not give him food, and lash at him. After the punishment, the ascetic was taken to the king. The king, in a sarcastic tone, said “Now say, what do you teach?” The ascetic still smiled and replied, “The value of forbearance and fortitude, my lord!”

The king was **amazed** to hear that, even after such severe punishment. This changed his view towards the ascetic. The king apologised for the punishment and rewarded the ascetic with gold, a house, and **jewels**. He also asked him to teach him more about forbearance and fortitude. The ascetic smiled and agreed to teach him those qualities that he learned and practiced from his master.



Find Meaning

Ascetic : guard
Rage : anger
Forbearance : patience/tolerance
Amazed : surprised

Jewels : a precious stone
Triggered : a negative response
Composure : the state of being calm



Art Integration

A crown is a traditional form of head adornment, or hat, worn by the kings as a symbol of their power and dignity. Keeping this in mind, create a beautiful crown using coloured paper .



EXERCISES



Creative Expression

Imagine you are a king/queen how do you feel about your kingdom? Share your feelings.

Name:

When I feel happy,

I
.....
.....
.....
.....
.....



Name:

When I feel sad, I

.....
.....
.....
.....
.....



Learning by doing

Take a different colour of play dough and make a shape like a queen out of it. Let it dry and show it to your classmates.



Let's Play a Game!

Critical Thinking

Your teacher will organise a classroom discussion and ask all students to participate. In this role play, few students will become villagers, one will become king and others will become ministers. Start a discussion based on the chapter.

Logical Thinking

Suppose you are a king for a day and your kingdom is in crisis. Everyone is seeking a solution. Your kingdom is located nearby a river. What will you do to save your kingdom? List at least five ways, you can best utilise natural resources to solve the problem.



.....

.....

.....

.....

.....

.....





Act it Out

- a. The king is ordering his guards.
- b. The queen is pleading in front of the king.
- c. The king is giving gifts to the ascetic.



Exercise Time

A. Write long answers for the following questions.

1. Why did the king apologise?
2. Why was the king so happy?
3. What gifts did the king give to Ascetic?

B. Find their meanings.

1. Guard
2. Having doubts
3. Self-control
4. Extremely surprised
5. A group of soldiers

C. Fill in the blanks.

1. King lived in
2. Queen was and for many years.
3. I have learned from my masters to never lose even on rejection and abuse.



D. Tick (✓) the correct option.

1. King had a
(i) queen (ii) time (iii) food (iv) child
2. Queen was
(i) beautiful (ii) sweet (iii) caring (iv) dull
3. King became by hearing that the queen was in the company of an ascetic.
(i) angry (ii) happy (iii) sad (iv) cool
4. Who did the king order to lock the ascetic?
(i) Guards (ii) Queen (iii) People
5. What did the king give to the ascetic?
(i) Jewels (ii) Car (iii) Crown



E. Match the columns. (Change of gender)

Column A

1. King
2. He
3. His

Column B

- (a) Her
(b) Queen
(c) She

Conceptual Understanding

A. Write short answers for the following questions.

- a. Where did the king live and with whom?
b. Why was the king angry?
c. "I speak about the value of forbearance." Who said this line?



Writing Skills

Write five words that come to your mind when you think about the following.

King	Ascetic
1.	1.
2.	2.
3.	3.
4.	4.
5.	5.

Reading Skills

Read this paragraph aloud and underline the verbs.

King was amazed to hear that even after such severe punishment. That changed his view towards the ascetic. King apologised for punishment and rewarded the ascetic with gold, a house and jewels. He also asked him to teach him more about forbearance and fortitude. Ascetic Truth smiled and agreed to teach him such qualities that he learned and practiced from his master.



Listening & Speaking Skills

Who said it? Your teacher will tell you four sentences from the story. Listen to those carefully and for each of them, write 'King' or 'Queen' or 'Ascetic' or 'Senteries' if you think any of these could have said those lines.

1.
2.

3.

4.



Let's Learn Spellings

Circle the correctly spelled word.

1. He ordered/ordured his guards.
2. After the panishment/ punishment, the ascetic reappeared.
3. That changed his view towards /towards the ascetic.

Let's Learn Grammar

A. Let us Learn Grammar.

Use was/were + ing form of the words in brackets to fill in the blanks.

1. The queen and the ascetic (talk) to each other.
2. The king and his men (go) to kill the ascetic.
3. The ascetic (speak) about the value of forbearance.

B. Write the following words in the correct boxes given below. One is done for you .

Honest	Queen	Story	Idea	Beautiful	Apple
	A			An	
1. Story				a.	
2.				b.	
3.				c.	
4.				d.	





Vocabulary Time

Anagram: A word or phrase that is made by arranging the letters of another word or phrase in a different order.

1. Make a new word from the following:

(i) Saw

(ii) Now

(iii) Show

Homophone- A word that is pronounced the same as another word but that has a different spelling and meaning

2. Write the homophones of the following. **One is done for you.**

(i) Be Bee


(ii) Hear

(iii) Grate




Project

- A. Imagine you're a king for the day. What kind of kingdom would you want it to be and what rules would you want your people to follow? Make a picture of a beautiful kingdom on a piece of chart paper and inside it, write down the rules and regulations of your kingdom.
- B. What is a crown? A crown is a traditional form of head adornment, or hat, worn by the kings as a symbol of their power and dignity. Keeping this in mind, create a beautiful crown using coloured paper.



Life Skills

A. Help the king to find his queen. Critically, analyse the way and then make the decision of taking a step ahead.



B. Look at the pictures given below and answer the questions.

1. It's winter. A new litter of kittens has been born in your locality. They might feel very cold. How would you help?



.....


.....

.....

.....

.....

2. In your locality, your uncle's old car is creating lots of pollution. What would you do to solve this problem?



.....

.....

.....

.....



My Silly Sister



Learning Objectives

- The innocence of a baby girl and her funny acts is taken care of by her brother.
- To understand why bond of siblings is important.

Warm-up

Draw a picture of you and your sibling playing together using pencil colours.



Mom, your baby girl is foolish! She is very silly and **childish**.

She does not even understand the difference between street lights and stars.

Do you know she thinks the **pebbles** we play with are food? Sometimes, she even tries to put them in her mouth and eat them.

She tears the pages of the book whenever I try to make her learn a-b-c. She shouts and cries. Look that is how she behaves.

She laughs when I scold her. I tell her that she is naughty and shows my anger but she only laughs and runs away.

Even though everyone knows that Father is away, I generally call him **playfully**.

She checks her surroundings quickly as she believes that the father is here.

My classes sometimes involve the donkeys that our washerman brings to carry the dirty clothes. I am the

schoolmaster, I tell her that she should keep quiet. Then, only, did she stay quiet. I insist that she calls me “Dada”.

Your baby daughter desires to catch the moon. She is so funny.

Mom, your baby girl is foolish! She is very silly and childish.



Find Meaning

Childish : like child/immature
Roars : makes a loud sound

Pebbles : round stones that are found in or near water
Playfully : in a funny way

EXERCISES

Creative Expression

What is the funniest thing baby does? Do you think babies are really silly? Talk to your parents and ask them about your activities when you were a baby. Share it in the class.

Tell Your Story



CROSS-CURRICULAR CONNECT

Learning by doing

There are certain rules, children must follow when they go out. Choose suitable word groups from the box to complete the sentences.






to strangers, you cross the road, across the road, fight with each other, to buy everything they see in a shop

1. Children should not run
2. Always hold the hand of your mother or father when
3. Children should not talk
4. Brother and sister should not
5. Children should not ask their parents

Critical Thinking

Let's Play a Game!

Choose and circle the right place for each of the following.

1.		Classroom	Playground	Hotel	Taxi
2.		Sky	Earth	Desert	Balcony
3.		Street	Moon	Cupboard	Playground
4.		School	Library	Shed	Den
5.		Hospital	Street	Bank	Aeroplane

Logical Thinking

Kelly is very protective of her younger sister. They both love each other. However, the little one never cleans her mess. What should Kelly do—

1. Ask her sister to clean the mess.
2. Clean it herself.
3. Help the younger one to clean the mess.





Exercise Time



A. Answer the following questions.

1. Who is the speaker of the story? Whom is he speaking to?
2. What does the poet do with donkeys?
3. Why does the poet call the father?

B. Find their meanings.

1. Playfully
2. Surroundings
3. Differences

C. Complete the following sentences from the chapter.

1. The baby sister does not know the difference between.....
2. She laughs and thinks it is great fun when the speaker.....
3. She thinks Father is near when the speaker
4. The washerman brings the donkey to
5. The speaker warns the baby sister

D. Tick (✓) mark for the right answer.

1. The baby sister is very.....
 (i) reddish (ii) childish (iii) mature
2. She considers.....as real food.
 (i) pebbles (ii) marbles (iii) balls
3. She.....the pages of a book.
 (i) tears (ii) collects (iii) scribbles
4. The speaker insists that his sister call him.....
 (i) baba (ii) dada (iii) papa

E. Match the following.

- | | |
|----------------|-------------|
| 1. Silly | (a) Stones |
| 2. Pebbles | (b) Naughty |
| 3. Mischievous | (c) Foolish |
| 4. Fetch | (d) Grab |



Conceptual Understanding

Write a poem on your sister or brother using the words given below.

baby, star, play, cry, fun, naughty, papa, mama, school

.....
.....
.....
.....
.....
.....
.....
.....



Communication

Writing Skills

Write five sentences on how you help at home.

I help mother I help father
..... . I also help my brother in
..... . I also help my sister with
..... . I do in the house.





Reading Skills

Read the story carefully and find out describing words used for the following words given:

1. Silly
2. Bright
3. Real
4. Great
5. Dirty
6. Really



Listening & Speaking Skills

Your teacher will read the paragraph below. Listen to it carefully and discuss the following questions.

When I open a book before her and ask her to learn a b c, she tears the pages and roars with joy at nothing.

1. Who is 'I' in the above lines?
2. What are 'a b c' called as?
3. What does she do to the pages?



Let's Learn Spellings

Say these words aloud.

bee see tree fee deep jeep heel peep





Let's Learn Grammar

Make as many words as you can by rearranging the letters of the word.
"Schoolmaster"

1. 2. 3. 4.
5. 6. 7. 8.



Vocabulary Time

Look at the example and write their Plurals.

- | | | |
|----------|-------|----------|
| 1. Bus | Buses | 5. Watch |
| 2. Class | | 6. Box |
| 3. Bench | | 7. Glass |
| 4. Brush | | 8. Dish |



Project

Paste a picture of your sister/brother whom you love the most.

Write a few lines on your brother/sister.

.....





If you find yourself in situations like/these, what will you do?

Situation-1

You have a lot of homework and you have to prepare for a dramatic competition tomorrow.

What would you do about it?

.....
.....
.....

How you will plan?

.....

Situation-2

You find out your friend ignoring about your idea's about upcoming exam preparations. You don't like it.

How do you feel?

.....
.....

What would you do about it?

.....
.....

Situation-3

A classmate makes fun of your hobbies.

How do you feel?

.....
.....

What would you do about it?

.....
.....

Situation-4

Someone did something wrong but you can't speak about it.

How do you feel?

.....
.....

What would you do about it?

.....
.....

Do you think there are better ways to deal with these situations? What would they be?

Discuss these situations with a friend. What do they do?

.....
.....
.....
.....
.....
.....
.....
.....
.....
.....





Bird Talk

Let's read this poem to know the difference between humans and birds.

'Think...' said the Robin,
'Think...' said the Jay,
sitting in the garden
talking one day.

'Think about people
the way they grow:
they don't have **feathers**
at all, you know.

They don't eat **beetles**,
they don't grow wings,
they don't like sitting
on wires and things.'

'**Think!**' said the Robin.
'**Think!**' said the Jay.
'Aren't people **funny**
to be that way?'



Find Meaning

Feathers : bird's light and soft things that grow
in a bird's skin

Beetles : insects

Think : to believe something or have an
opinion

Funny : that makes you smile or laugh

Exercises

A. Answer the following questions.

1. What do the birds eat?
2. Where were the two birds sitting?
3. What are these birds doing in the garden?



B. Find their meanings.

1. Garden
2. Grow
3. Feathers
4. Funny

C. Fill in the blanks with the correct words.

1. Think about the people the way they
2. Aren't people to be that way?
3. Jay and Robin are sitting in the

D. Tick (✓) the right options.

1. What are these two birds doing?
(i) Playing (ii) Fighting (iii) Talking
2. What do people look like according to Robin and Jay?
(i) Honest (ii) Funny (iii) Birds
3. The birds are talking about
(i) rats (ii) people (iii) sunset

E. Match the following.




1. They eat green chilli.

2. They are aquatic birds.

3. They swim.

4. They sit on wires.



F. Sort the following in the appropriate column.

grains, pasta, seeds, water, fly, write, feathers

Birds	Humans

Let's Enjoy The Poem

Your friend ask you to visit a bird sanctuary. What will you do? How will you plan a visit?

.....

.....

.....

.....





Mother Teresa



Learning Objectives

- ✿ Recognising the importance of positivity in our life.
- ✿ Valuing wisdom and practising it.

Warm-up

Outline the picture given below and colour it well. Also, write few lines about the leader and her contribution for the society.



.....

.....

.....

.....

.....

.....

.....

.....


.....

.....

Mother Teresa was a great leader who was born on August 26, 1910. Her childhood name was Agnes Gonxha Bojaxhiu. She came to Kolkata on January 6, 1929, when she was just 19 years old. Her **focus** in life was to provide help to the sick and the needy. She **devoted** her entire life to serve **humanity**.

Even at night, she used to visit the dark and dirty streets of Kolkata to provide food and shelter to the needy people. She had only Rs.5 when she came to Kolkata (West Bengal) and a priest helped her.

“The Living Saint” was loved by everyone in the country as she had love for everyone. She was a person who was eager to look at and give love to the poor and needy. She was a role model for so many people. She inspired us to be good and be humble to everyone.



She lived in a very small room for at least 9 years and looked after sick people. She gave her best to the people and brought them back to health.

Her efforts were full of **compassion**, **dignity** and **sympathy**. After that, she started various institutions named as “Nirmal Hriday” and “Shishu Bhawan” for special children.

Mother Teresa was a hardworking and motivated person with a drive to connect with the world. Through her compassion, Mother Teresa was able to save the lives of many poor and needy people in the world.

Heroes are compassionate and care about others, and since Mother Teresa showed compassion through caring of the poor, she exhibits the necessary qualities of a hero.

Mother Teresa was the recipient of the Nobel Prize in the year 1979, the Bharat Ratna in the year 1980 and the Jawaharlal Nehru Award for International Peace in the year 1972.

Despite all the public praise and acclaim, Mother Teresa endured humbleness throughout the end. Everyone across the world loved her so much. She had given the title “The Florence Nightingale of India”. She **succumbed** to death on September 5, 1997.

Mother Teresa has inspired us all. We must each strive to be the best at what we are gifted at, and that is making something beautiful for God. The greatest poverty is being unloved, which both the materially rich and poor experience. She believed that everyone deserved to be loved.



Find Meaning

Focus	: aim	Succumbed	: passed away
Devoted	: dedicated	Sympathy	: feelings of support or agreement
Humanity	: the quality of being kind	Dignity	: the quality of being serious and formal.
Compassion	: understanding for somebody who is suffering		



Art Integration

“Mother Teresa, in all aspects of her life, was a generous dispenser of divine mercy, making herself available for everyone, through her welcome and defence of human life, those unborn and those abandoned and discarded.” Keeping this in mind, find out five quotes said by Mother Teresa and make them beautifully on a chart paper.

EXERCISES



Creative Expression

Tell Your Story

Many of us dreamed of changing the world, but only a very few chose to act on it. And fewer still did it as bravely as this humble woman from Kolkata. Have you ever visited an orphanage or an old age home? If so, share your experience with your class. She set up soup kitchens, a leper colony, orphanages, and a home for the dying destitute.

Learning by doing

Visit the elderly:

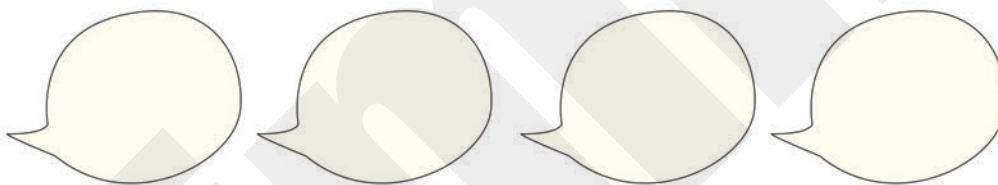
Visit the house where elderly people live. Show the act of kindness and humbleness you would share with them.



Let's Play a Game!

Critical Thinking

Imagine you're a talk show host and you have to interview Mother Teresa. What questions would you ask? Think carefully about what sort of answers you want, what would interest your audience?



Logical Thinking

For instance, you're at a restaurant and you've asked the waiter to pack food for your family members. Now, while going back home, you encounter a very hungry boy who's asking for food. You have to make a decision, what would you do?





Exercise Time

A. Answers the following questions.

1. For how many years did Mother Teresa live in a small room?
2. What was Mother Teresa's childhood name?
3. When did she come to Kolkata?
4. List the things which make Mother Teresa a very humble woman.
5. Mention the awards and prizes given to Mother Teresa.
6. For whom did Mother Teresa start the institutions? Name them.

B. Find out the meanings.

1. Succumbed
2. Humanity
3. Dignity

C. Tick (✓) the correct options.

1. Mother Teresa lived in a room for 9 years.
(i) big (ii) small (iii) dirty
2. She has been given the title "The Florence Nightingale of"
(i) Australia (ii) Indonesia (iii) India
3. She worked to serve
(i) food (ii) humanity (iii) everyone
4. Mother Teresa was just years old when she came to Kolkata.
(i) 15 (ii) 25 (iii) 19
5. She had only Rs. when she came to Kolkata.
(i) 100 (ii) 5 (iii) 19

D. Match the following.

Column A

1. Mother Teresa's birth date.
2. Demise of Mother Teresa.
3. Moved to Kolkata
4. Nirmal Hriday

Column B

- (a) For special children
- (b) When she was 19 years old.
- (c) August 26, 1910
- (d) September 5, 1997



Conceptual Understanding

Clue Box

Saint Mother Sick Holy
Charity Teresa Poor

Find the words given in a clue box from the grid.

C	T	E	R	E	S	A	C	Q	H
S	A	I	N	T	C	T	A	G	O
Q	A	L	B	A	H	E	L	W	L
I	A	E	C	H	A	R	I	T	Y
N	L	W	K	U	V	E	L	S	O
D	B	T	C	M	T	S	I	E	T
W	A	B	I	P	Q	T	M	N	W
Y	N	J	S	W	O	U	A	G	J
O	I	N	D	I	A	O	Q	A	E
Z	A	M	O	T	H	E	R	T	U

COMMUNICATION



Writing Skills

Write a letter to your friend describing Mother Teresa.

Write about:

1. How did you come to know about her?
2. What awards did she get?



3. What did you learn from her?
4. How did you feel about her life?



Reading Skills

Read the quote said by Mother Teresa given below. Read it carefully and express its creatively in your own words.

“Yesterday is gone. Tomorrow has not yet come. We have only today. Let us begin”.



Listening & Speaking Skills

Work in pairs. Your partner will tell a quote by Mother Teresa and you’ve to tell the meaning of the same.

You can take such quotes:

1. “Peace begins with a smile.”
2. “It’s not how much we give but how much love we put into giving.”
3. “A life not lived for others is not a life.”



Let’s Learn Spellings

The following letters are jumbled. Unjumble them to make a word.

1. ytdigin
2. leathh
3. relade



Let's Learn Grammar

A. Fill in the blanks using the words given in the brackets to form the correct past tense.

1. Mother Teresa (find) the Missionaries of Charity.
2. She born (be) on August 26, 1910.
3. She (bring) sick people back to health.

B. Fill in the blanks with appropriate conjunctions.

We use some words to join words or sentences. Such words are called **Conjunctions**. We use different words depending on the items we want to join. We use 'and' to join similar items, 'but' to join two opposing items and 'so' to show that one item is the reason for the other.

1. Mother Teresa born in Agnes worked in India until she died.
2. She survived on minimal income food, often having to beg for funds, slowly her efforts with the poorest were appreciated by the local community .
3. She was loved by everyone and



Vocabulary Time

Prefixes are letters that we add to the beginning of a word to make a new word with a different meaning. Prefixes can, for example, create a new word opposite in meaning to the word the prefix is attached to.



A. Add the suitable prefix to make the opposite of the given word.

- 1. Able
- 2. Possible
- 3. Secure

B. Add the appropriate punctuation marks in the following sentences.

- 1. Mother Teresa said If you cant feed a hundred people feed just one
- 2. Today I learned a good lesson
- 3. What a humble lady she was



Project

Create a fact file on Mother Teresa, including her early life, education and her charitable life.

On an A4-sized sheet, write “Fact File” at the top and stick pictures of Mother Teresa, young and old.

Life Skills



Your friend has lost her puppy. How would you feel if you were in the same situation? Write down few points to discuss with you friends.

.....

.....

.....


.....

.....

.....

.....

.....





All Are Champions



Learning Objectives

- Comprehending the meaning of the real winner.
- Understanding that one can transform defeat into victory.

Warm-up

Tongue twisters are fun. But they are sometimes very tricky. Here are some twisters given to you. Speak out aloud three times in the class without twisting your tongue for once.

1. She sees a cheese
2. Red lorry, yellow lorry



Manish retied his running shoes for the third time. All the month he had been talking about his first 5K race and how he was going to come first in his age group. **Several** of his friends from school had come out to watch or run the race too.

“Are you ready?” Sohan asked.



“Yes, no problem.” Manish did a few warm-up **stretches** to cover up the fact that his hands were trembling. He had trained for this race, but there were so many people both participating in the race and watching it. What if he didn't win in his age group? What if he **tripped** and fell?

A whistle blew and the starter called everyone to the starting line.

“I’ll try to keep you in sight,” Sohan said, “but you’re much faster than I am.” He **leaned** closer. “I’m kind of just hoping, I can finish the race without having to stop.”

Manish tapped Sohan's back. “Don’t go out too fast and you’ll be fine. It doesn’t matter what place you finish in. The run is for a good cause.” The school was raising money for a teacher who had lost his house in a **hurricane**.

Sohan nodded. “Right. Let’s do this for Mr. Gupta.”

Manish took his spot on the starting line and noticed Mr. Gupta standing next to him.

“Thanks for taking so many of your classmates to come out today, Manish,” Mr. Gupta said. “No matter what place you come in, you’re a winner in my book.”

The starting **buzzer** sounded and Manish took off thinking of Mr. Gupta’s words. After the first mile, Manish glanced back and saw Sohan grabbing his side. He must have had a **cramp**. Mr. Gupta was still next to Manish, matching his **pace** with each step.

“Everyone is a winner, right?” Manish asked Mr. Gupta between breaths.

Mr. Gupta looked back at Manish and a few other students **lagging** behind. “Every single one of you.”

Manish nodded and ran back to Sohan and the other. “Arms up over your heads and take a long sigh,” Manish said.



His friends did as Manish instructed.

“Good. Now swing your arms again and focus on your breathing.” Manish continued to **coach** his friends until he saw the finish line. “There’s the end. Come on, guys. Let’s finish this together.”

They crossed the finish line as a group and found Mr. Gupta waiting for them. “Why did you come back for us, Manish?” Sohan asked, still out of breath. “You could’ve won.”

“Everyone is a winner,” Manish said smiling at Mr. Gupta.

Everyone clapped loudly to see their spirit of game.



Find Meaning

Several	: a lot of	Hurricane	: a storm
Stretches	: straightening one’s body or a part	Cramp	: muscular pain caused by strain
Tripped	: caught foot on something and fell	Pace	: speed in walking, running
Leaned	: move into a sloping position	Lagging	: failing to keep pace
Buzzer	: an electrical device that makes noise used for signaling	Coach	: to give special classes in sports to improve one’s skills



Art Integration

Look at the picture and tell which game these two friends are playing. Explain the steps to play this game. You can also play a game with your friend.



Exercises



Creative Expression

Friendship is the most expensive gift in the world. Without friends, our life is incomplete. Think about when you fought with your friend. How did you win their trust back? Share what you do to win their trust? What promises did you do to your friend happy again?

.....

.....

.....

.....


.....

.....

.....

.....

.....



Learning by doing

What qualities can make you a winner? Fill the blanks with different qualities of a winner.

QUALITIES OF A WINNER	
	

Critical Thinking

Let's play a game and find out the given words in the grid. Encircle the words also. You may use different colours as well.

- Ball
- Badminton
- Bat
- Tennis
- Football
- Basketball
- Baseball
- Cork

T	E	N	N	I	S	P	B	O	O	N
F	S	C	B	D	M	T	A	S	R	S
O	O	R	A	F	E	B	S	S	R	I
O	L	I	D	B	G	A	K	Y	E	N
T	T	C	M	A	E	T	E	R	C	N
B	Q	K	I	S	U	B	T	I	O	E
A	Z	E	N	E	U	A	B	D	R	T
L	V	T	T	B	A	S	A	W	K	L
L	C	V	O	A	K	K	L	P	Z	H
F	Y	W	N	L	V	E	L	C	X	W
L	W	Z	Z	L	V	T	T	U	C	Q



Logical Thinking

Is it winning or spirit of game; that is important for a sportsperson? Explain in your words who is a true winner?



Exercise Time

A. Answer the following questions.

1. What was Manish talking about all the month?

.....

2. Why did Mr. Gupta thank Manish?

.....

3. What did Manish do for his friend Sohan during the race?

.....

B. Find their meanings.

1. Instructed

.....

2. Participating

.....

3. Trembling

.....

C. Fill in the blanks with the correct words.

1. Mr. Gupta is a

2. Before the race, Sohan said to Manish,

3. The school was gathering funds for a teacher whose home had been destroyed by a



D. Match the following columns.

Imagine that you are going to participate in a race competition. What are the things you will pack in your bag for the competition?

Column A



Column B

1. Kitbag
2. Running shoes
3. Water bottle
4. Football
5. Watch

E. Tick (✓) the right options.

1. The message that we get from the story is

- (i) we should always win.
- (ii) we should never lose.
- (iii) winning or losing doesn't matter. Participation is a great thing.

2. The school had decided to organise

- (i) a race to raise funds for someone.
- (ii) a cricket match for the students.
- (iii) both a and b



Conceptual Understanding

In the story, “All are Champions” Manish was running in a race to raise funds for someone who lost their house in a hurricane.

Write about a time when you participated in an event to raise money for a good cause. What was the event? What did you and others do at the event? For what worthy cause were you raising money?

.....

.....

.....

.....

.....

.....

.....

Communication



Writing Skills

Write about five such things that make a place neat and clean. Write about five other things that make a place untidy and dirty.

Things that make a place neat and clean	Things that make a place untidy and dirty
1.	a.
2.	b.
3.	c.
4.	d.





Reading Skills

Speak the words in which **r** is not pronounced and make sentences.

Shirt Frog Write Beggar Farmer Clerk Art



Listening & Speaking Skills

Listen to some incidents from the story being read out by your teacher. Some of them are incorrect. Rectify the incorrect sentences and share with the class.

1.
2.
3.
4.
5.



Let's Learn Spellings

Match each vocabulary word on the left with the definition on the right.

- | | |
|-------------------|--|
| 1. several | (i) painful feeling in your muscles |
| 2. 5K race | (ii) stumbled |
| 3. trained | (iii) air taken into or coming out of the lungs |
| 4. tripped | (iv) more than a few, but less than many |
| 5. hurricane | (v) falling behind |
| 6. cramp | (vi) competition in which participants run about 3 miles |
| 7. lagging | (vii) prepared for a competition |
| 8. breaths | (viii) large wind storm |



Let's Learn Grammar

Insert apostrophe (') wherever it is required.

1. Bangaros cartoons
2. Wardens orders
3. Fathers car
4. Teachers day cards
5. Ramans bag
6. The wolfs tail
7. These mens wallets
8. My friends book



Vocabulary Time

Use a dictionary and arrange these words in alphabetical order.

(**Hint:** Look at the first two letters of each word.)

1. apple ant axe arrow
2. sun son seat school
3. book ball bill buy
4. map mango meal more



Life Skills

How you will convince your friends who scored fewer marks in maths subject and console them to score well in the next exam? Colour the star with the right option.

1. Would you teach them?
2. Would you make fun of them?
3. Would you ignore their emotions?





8

Living the Simple Life



Learning Objectives

- ✿ To inculcate the habit of reading, listening and comprehending.
- ✿ To learn to appreciate simple life.

Warm-up

Have you ever eaten simple food? Did you like it? If yes, then name your favourite simple food?

1.
2.



This is the story of Jerry, who had a cousin named Cora. Both Jerry and Cora lived in the country and were known as town-mouse. They loved their simple life and ate very simple food. They liked barley for breakfast, and tea and corn for **supper**.

Jerry – Ah! This simple life!

Cora – Yes, brother, I love it too!

Jerry – There is so much food to eat that we like.

Cora – Yes, we can eat as much as we want and can do whatever we want.

For days and days, they ate as much as they liked, and then went to sleep in the **hay**.




One day, their friend Jack came to their place. Both Jerry and Cora were excited to meet Jack but he wasn't so happy. Jack said to Cora, "What is this? What boring food do you have? and why do you live this simple life?"

Jerry and Cora became sad on hearing this. Jack invited both of them to come and stay with him.



Jack said to them, "Come and stay with me, I will show you a variety of delicious foods in my town." Both of them agreed and went along with Jack. They took the mouse bus and went to town.

Jack showed Cora and Jerry delicious foods in his house such as honey, peas, beans, bread, butter, fruits and cheese. All of them were excited. Jerry said, "Let's have a party together." But the moment they began to eat something, cats and humans entered their house



and began chasing them. Jack and his friends ran for their lives. They went out of the house and reached a place. They were so exhausted.

Jerry and Cora **discussed** with each other that it is better at their place. Life is simple and easy there.



Jerry: How exhausting is this? First, humans were troubling us, and then cats chased us.

Cora: I am done with this place and with the idea of the **feast**, let's go back home and eat our simple food in peace. Our home is the best place to rest even if we don't have exciting food and **lavish** things in our place. We were happy and united there.

Jerry agreed with Cora and they both left for their home.



Find Meaning

Feast : A large meal

Lavish : luxurious

Hay : grass that is cut and dried

discussed : to tell or write about something seriously or formally

Supper : a light meal served late in the evening

Exercises

Creative Expression

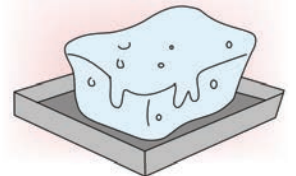
Tell Your Story

Make three groups in the classroom. Choose any character from the story. Tell the class why you have chosen the same.

CROSS-CURRICULAR CONNECT

Critical Thinking

See these pictures given below and choose a picture and narrate a story related to it.



Exercise Time

Our parents take care of us everyday. Do you ever feel the need to say 'Thank You' to your parents?



Story Related

A. Write the answers for the following questions.

1. Who came to meet Jerry and Cora? Did he like their simple life?
2. Did Jerry and Cora enjoy the fashionable life? If yes, why? If no, why?
3. Which type of food was shown by Jack to Cora and Jerry?
4. What happened to Jerry and Cora at the moment they began to eat?

B. State true or false :

1. Jerry and Cora were not excited to meet Jack.
2. Jerry and Cora ate very simple food.
3. Jack showed Cora and Jerry delicious foods in his house.

C. Tick (✓) the correct answers.

1. Jerry and Cora like life.
(i) Simple (ii) Rich (iii) Fashionable
2. Jack didn't like life.
(i) Simple (ii) Exciting (iii) Boring
3. Jack showed Jerry and Cora
(i) Delicious foods (ii) Town (iii) Unhealthy food



Writing Skills

Imagine yourself as Jerry in the story. Write a brief description of how it felt to be at Jack's house. Did you feel good or bad at Jack's house?



Handwriting practice area with a solid blue top line, a dotted blue middle line, and a solid blue bottom line.



Conceptual Understanding

Tell Your Story

Mention the different kinds of lifestyle of the following.

Jerry and Cora	Jack




B. Match the words with their correct meaning.

Column A

1. Delicious
2. Agreed
3. Feast
4. Lavish
5. Acquire

Column B

- (a) a large meal
- (b) having a very pleasant taste
- (c) to have the same opinion
- (d) obtain
- (e) luxurious



Communication

Writing Skills

Given below is the ending of a story that you are required to construct in around 100 words. Give a suitable title to the story.

...This was the same tiger John had assisted — he had removed the thorn that had become lodged in its paws — he had spent the day back in the jungle.

Reading Skills

Read the description given below.

Sam's favourite storybook is "The Ugly Duckling." It was written by a famous writer called Hans Christian Anderson. He wrote beautiful fairytales for children. This story has been made into a movie. The story is about a little duckling everyone thought he was ugly and made fun of him.

Time passed and soon the ugly duckling grew into a beautiful swan. Then, everyone stood admiring him and no one was important to him anymore.

1. How many paragraphs can you spot in the paragraph above?
2. Tell us about your favourite storybook.

Speaking Skills


- A. What kind of lifestyle were Jerry and Cora were enjoying? Did they like Jack's life? Give reasons for your answer.
- B. Talk to your partner about the simple food and junk food you like. Use these words and phrases.

I like...

I don't like...

I enjoy eating...

Do you like...?



Speak Well

Unjumble the jumbled words given below.

1. KCJA
2. LERBYA
3. EPAEC



Listening Skills

Divide the class into two groups. Speak a paragraph from the story and the other group will listen carefully. Now ask at least 3 questions related to the paragraph.

Let us Learn Grammar

- A. Put accurate words in the given blanks.
1. Jerry and Cora went to house.
 2. Jerry and Cora like food.



3. They took the bus.
4. They liked for breakfast.

B. Choose the correct words (past tense) to complete the sentence.

1. They their simple life.
 (i) love (ii) loves (iii) loved
2. They very simple food.
 (i) eat (ii) eats (iii) ate
3. Jerry and Cora in a town.
 (i) lived (ii) live (iii) lives

C. Read these words and convert it into plurals.

1. Variety
2. Bus
3. Supper
4. Human

Vocabulary Time

A. Write antonyms.

1. Sad
2. Begin
3. Boring

B. Write homophones.

1. Their
2. Too
3. Bean

Life Skills

Name any 4 things that you have learned from the chapter which you can relate to your life.





Welcome Back to School!



Learning Objectives

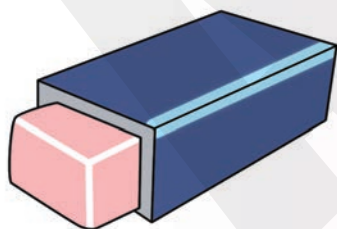
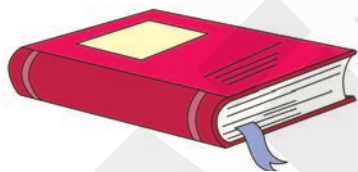
- Identify the rhyming words in the poem.
- Acknowledge coming back to school and appreciate the poem.
- Summarise the poem in their own words.

Warm-up

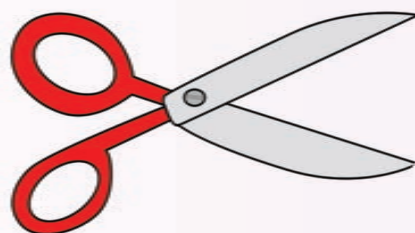
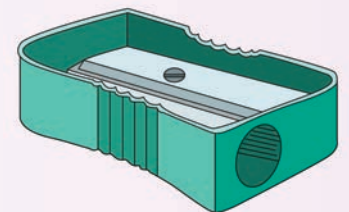
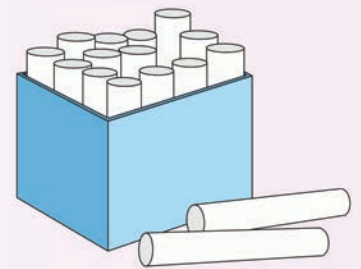
Welcome your students back to the classroom for a new school year. Are we all excited to solve this word search puzzle?

Let's begin

School Days Word Search Puzzle



S	H	A	R	P	E	N	E	R	A
C	E	G	A	D	E	S	K	R	D
I	D	L	O	K	S	Y	P	U	E
S	S	U	C	H	A	L	K	L	R
S	O	E	R	A	S	E	R	E	A
O	D	N	V	S	O	N	A	R	S
R	E	A	B	E	B	O	O	K	L



“Dear students, the summer has ended,
The school year at last has begun.
But this year is totally different,
I promise we’ll only have fun.

“We won’t study any mathematics,
And **recess** will last all day long.
Instead of the pledge of **allegiance**,
We’ll sing a rock-and-roll song.

“We’ll only play games in the classroom,
You’re welcome to bring in your toys.
It’s okay to run in the hallways,
It’s great if you make lots of noise.

For homework, you’ll play your Ninetendo,
You’ll have to watch lots of T.V.
For **field trips** we’ll go to the movies,
And get lots of candies for free.

“The lunchroom will only serve chocolate,
And triple fudge **sundaes** supreme.”
Yes, that’s what I heard from my teacher,
Before I woke up from my dream.

–**Kenn Nesbitt**



Find Meaning

Recess : a break from doing something like work or school
Allegiance : devotion or loyalty to a person or group

Field trips : trips by students to study something

Sundae : a sweet dish made of ice cream covered with fruit

Exercises

A. Answer the following questions:

1. How long will recess last?
2. Where will the students play games?
3. What is it okay to do in the hallways?
4. Where will the students go on their field trips?

B. Find their meanings.

1. Pledge
2. Fudge
3. Sundaes

C. Fill in the blanks with the correct words.

1. "We won't study any
And recess will last all day long.
2. It's okay to run in the
It's great if you make lots of noise.



D. Match the following.

Column A

1. Fudge
2. Allegiance
3. Recess

Column B

- (a) Dispersal
- (b) A sweet dish made of cake.
- (c) Loyalty

E. Tick (✓) the correct options.

1. We won't study any
(i) Mathematics (ii) English (iii) Science
2. Where will the students play the game?
(i) Playground (ii) Classroom (iii) Home



The Boy who Never Told a Lie



Learning Objectives


- ❁ We should never tell a lie.
- ❁ Honesty and truth prevail all.

Once there was a little boy,
With curly hair and pleasant eye
A boy who always told the truth.
And never, never told a lie.

And when he trotted off to school,
The children all about would cry.
There goes the curly-headed boy
The boy that never tells a lie.'

And everybody loved him so,
Because he always told the truth.
That everyday, as he grew up,
was said, "There goes the honest youth,

And when the people that stood near
Would turn to ask the reason why,
The answer would be always this:
Because he never tells a lie.'



Find Meaning

Curly : tending to curl
Lie : not true
Grew : to increase in size or number

Trotted : move fairly fast between walking and running
Reason : a cause



Exercise Time

A. Answer the following questions.

1. What did the other children talk about the little boy?
2. Why did everybody love him?
3. What do you understand from this poem?
4. How should youth must behave?

B. Find their meanings.

1. Pleasant
2. Trotted
3. Youth
4. Reason



C. Fill in the blanks with the correct words.

1. A boy who always told the,
And never, never told a lie.
2. And when he off to school,
The children all about would cry.

D. Tick (✓) the correct options.

1. How was the hair of the boy?
(i) Curly (ii) Straight (iii) Wavy
2. Who would cry— "There goes the curly-headed boy who never told a lie".
(i) Parents (ii) Children (iii) None of the above
3. What did people call him wherever he went?
(i) Liar (ii) Honest (iii) Curly-headed



E. Match the following.

Coloum A

1. Pleasant
2. School
3. Honest

Coloum B

- (a) We are truthful in what we say and do
- (b) Friendly, nice
- (c) Place or institution for teaching and learning

LET'S ENJOY THE POEM

Rhyming words are two or more words that have the same sound. For example, goat, boat, moat, float, coat.

Find out the pairs of rhyming words in the poem and write them in the given space.

1.
2.
3.
4.

Communication

Writing Skills

Rearrange the words to make the meaningful sentences.

1. mangoes/ these/ sweets/ are.
2. drink/ to/ I/ milk/ like.
3. good/ we/ girls/ are.



Reading Skills

Say these words aloud.

- at bat cat mat rat
can fan man pan van





Listening & Speaking Skills

You teacher will read out some words. Circle the words you hear and then say it aloud.

1. tree/ three/ free
2. ship/ hip/ skip
3. big/ dig/ fig
4. mole/ role/ hole
5. look/ lock/ cook
6. shade/ shape/ shake



Life Skills

Coping with emotions

Think & share.

1. What makes you feel angry?
2. What makes you feel sad?
3. What makes you feel happy?
4. What makes you feel worried?

I feel	I can solve my problem by
1.	
2.	
3.	
4.	





The Elves and the Shoemaker



Learning Objectives


- ❁ Hard work is the secret to making dreams and wishes come true.
- ❁ We must be thankful for all the help we received from others.

Warm-up

Help this elf by making a brand new clothes for him as he has to attend a party.



Colour and decorate the new clothes for the elf to wear.



Once upon a time, a shoemaker lived with his wife behind his workshop. The shoemaker was a good man, and he worked hard, but he was very poor. He did not have enough leather to make shoes. But if he did not make shoes, he and his wife would not have any food to eat.

He had only enough leather to make one pair of shoes. He cut out the leather and then left it on the workbench. The shoemaker was very tired, so he thought of making shoes in the morning. He said to his wife, "I shall make the shoes tomorrow." The next morning, he found a pair of nicely finished shoes on his **workbench**.

The shoemaker's wife was **amazed** to see such

a **masterpiece**. "I have never seen such a well-finished pair of shoes," said the shoemaker's wife.

A customer entered the store that same day, and the shoes fit him so well that he was ready to pay more than normal for them. The struggling shoemaker purchased enough leather to produce two additional pairs with the money. He started in the evening, early tonight so that he could finish the task and start the next day.

The task at hand was already completed. Soon, customers arrived and paid him



handsomely for his shoes, allowing him to purchase enough leather to make four additional pairs.

He stopped working again overnight and discovered it was completed in the morning, as before. So it went on for some time. What was got ready in the evening was always done by daybreak, and the shoemaker soon became thriving and well off.

One evening, during Christmas time, the shoemaker and his wife were conversing over the fire. He told his wife, "I should like to sit



up and watch tonight, so that we may see who it is that comes and performs my work for me." The wife felt it was a good idea, so they lit a candle, crept into a room's corner, and crouched behind a curtain to observe what would happen.

As soon as it was midnight, there came two little **elves**, and they sat upon the shoemaker's bench, took up all the work that was cut out, and began to ply with their

little fingers, stitching and rapping and tapping away at such a rate that the shoemaker was all delighted and could not take his eyes off them.

When the shoes were ready, they kept them neatly at the shoemaker's workbench, and then they **bustled** away as quickly as lightning.

The next day, the wife said to the shoemaker, "These tiny elves have made us wealthy,



and we need to be thankful to them and do them a nice turn if we can," which she did. Since they have nothing on their backs to protect against the cold, I feel **awful** seeing them rush around in such an unpleasant manner. I'll tell you what, you make each of them a small pair of shoes, and I'll make them each a shirt, jacket, hat, and pair of pants.

"What a fantastic idea!", the shoemaker replied.

The shoemaker got to work, along with his wife. Two little pairs of shoes were made by the shoemaker. His wife created two little hats, two jackets, shirts, and pants.

When everything was prepared, they placed them on the bench. The shoemaker and his wife then hid and waited.

The workshop door **creaked** open around twelve o'clock. When the two elves entered, they climbed up onto the workbench. The elves found small clothing and shoes on the bench in place of the leather pieces. They put on their new garments right away. How delighted they were!

They were as cheerful as they could be as they danced, played, and jumped around. The shoemaker and his wife never saw them again but everything went well with them from that time forward, as long as they lived.



Find Meaning

Masterpiece : an excellent work of art

Handsomely : pleasingly

Amazed : very surprised

Bustled : to move in a busy

Awful : very bad or unpleasant

Elves : a small creature with pointed ears who has magic powers

Creaked : made a harsh moving sound

Workbench : a long heavy table that is used for working with tools

CROSS-CURRICULAR CONNECT



Critical Thinking

Let's Play a Game!

Here a grid is given for you to solve. Let's see how smart you are. Best of luck!!

shoes

clothes

night

morning

eve

ladies

man

elves

wife

tophat

polished

cobbler

stitched

handsome

leather

X	P	O	R	T	G	U	C	B	F	F	U	D	J	W	K	P
A	I	S	A	E	Z	V	K	M	O	R	N	I	N	G	J	O
N	Q	M	U	L	E	A	S	C	O	L	F	C	Q	H	V	L
K	S	T	T	V	S	L	E	U	X	F	H	D	V	A	J	I
C	R	Y	V	E	J	X	C	Z	O	C	Y	S	D	N	B	S
N	L	A	C	S	S	H	O	O	A	F	O	L	F	D	U	H
U	A	R	N	K	V	H	B	B	T	R	W	E	F	S	E	E
S	D	L	K	E	V	E	B	K	O	K	I	Z	K	O	C	D
T	I	E	I	Y	O	L	L	W	P	T	F	G	Y	M	I	A
I	E	A	I	W	G	H	E	Z	H	G	E	T	K	E	S	K
T	S	T	R	W	D	A	R	H	A	F	E	P	H	L	Q	P
C	W	H	B	C	O	K	V	F	T	F	S	Q	L	Z	T	E
H	V	E	I	N	W	E	W	Y	H	V	H	S	J	S	C	Q
E	E	R	S	I	Q	W	V	M	A	N	O	L	Z	A	T	T
D	C	I	S	G	S	K	T	E	K	M	E	F	B	K	Q	J
K	Z	F	C	H	N	Q	U	S	P	L	S	I	P	J	G	V
R	T	A	K	T	N	X	U	C	L	O	T	H	E	S	R	U

Creative Expression

Tell Your Story

Have you ever gotten any gift on the christmas? Did you like it? Did Santa make you happy? Share your answers with your classmates.

Learning by doing

Draw a shoe in a drawing sheet and make it beautiful. Also, write 5 sentences on "why I made a shoe?"



Logical Thinking

Imagine if you were the shoemaker, how would you react? What would you feel and act if someone helped you in the same way elves helped the shoemaker in the story? Write your answer in your notebook.

Exercise Time

A. Answer the following questions.

1. What did the shoemaker do after cutting the leather?
2. How did the shoemaker feel when he saw the shoes?
3. What did the shoemaker want to find out?
4. Who bought the shoes and why at what price?

B. Find their meanings.

1. Leather
2. Shoemaker
3. Workbench
4. Brilliant
5. Merrily

C. Fill in the blanks with the correct words.

can hide know let's see watch work

1. The shoemaker and his wife
2. At midnight they two little elves.
3. They in the shop all night.
4. The shoemaker and his wife them.
5. 'Now we who helps us says the shoemaker.
6. 'But what we do for them?' says his wife.
7. '..... make some clothes for them'.

D. Tick (✓) the correct options.

1. What had the leather been made into?
(i) handbag (ii) shoes (iii) coat
2. The rich man thought the shoes were
(i) colourful (ii) amazing (iii) beautiful
3. When did the shoemaker cut the leather?
(i) morning (ii) lunchtime (iii) afternoon
4. What kind of a lady came into the shop?
(i) beautiful lady (ii) rich lady (iii) proud lady

E Match the following.

Column A

1.



2.



3.



4.



5.



Column B

(a) I'm very tired.

(b) The shoemaker is selling shoes.

(c) Who made this beautiful shoes?


(d) The shoemaker is sleeping.

(e) The elves are working.

Conceptual Understanding

Tell Your Story

On the basis of your reading, sequence the event.



1



2



3



4

--	--	--	--

Communication

Writing Skills

Now, from that day to this, those two little elves have helped the shoemaker and his wife to make beautiful shoes. In return, the shoe maker and his wife have made beautiful clothes for the little elves.

And the shoemaker and his wife, and the two little elves all lived happily ever after.

What lesson can you learn from this story?

.....

.....

.....

.....

.....

Reading Skills

Write a poem on your favourite shoe. You should mention its colour and design.



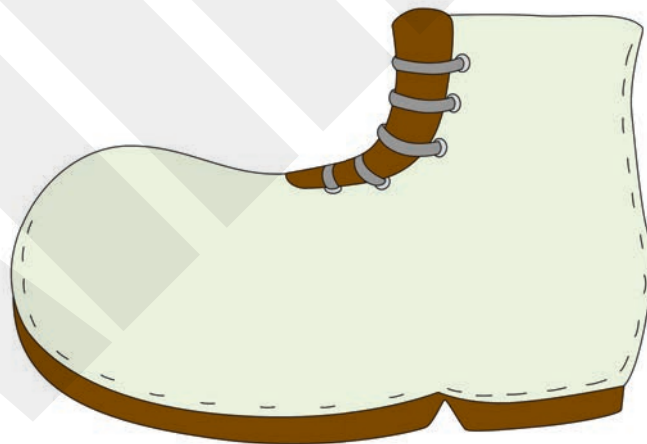
Listening & Speaking Skills

Your teacher will recite a story. He / She will use some special words. After completing, he / she will also ask some questions. Listen carefully and answer the questions when your turn comes.

Let's Learn Spellings

The shoemaker made shoes for the elves.

The words "shoes" and "shoemaker" begin with the sound that "sh" makes. Write words that begin with "sh" in the elf's shoe.



Self Assessment-1

Time: 1 Hour

MM: 30

Section-A (Reading)

1. **Read the passage and answer the following questions on the basis of your reading:**

Mother Teresa was a great leader who was born on August 26, 1910. Her childhood name was Agnes Gonxha Bojaxhiu. She came to Kolkata on January 6, 1929, when she was just 19 years old. Her focus in life is to provide help to the sick and the needy. She devoted her entire life to serve humanity. Her efforts were full of compassion, dignity and sympathy. She started various institutions named as "Nirmal Hriday" and "Shishu Bhawan" for special children. She was the recipient of the Noble Prize in the year 1979, the Bharat Ratna in 1980 and Jawaharlal Nehru Award for International Peace in the year 1972. She had given the title "The Florence Nightingale of India." She succumbed to death on September 5, 1997.

- a. When was Mother Teresa born?

.....

- b. Name the institution started for special children by Mother Teresa?

.....

- c. Pick out two nouns from the above passage.

.....

Section-B (Grammar)

2. **Fill in the blanks with past tense of verb given in the bracket.**

- a. He (see) a horse yesterday.

- b. We (watch) a movie last night.

- c. The girls (join) badminton club one week before.

- d. Leela (tell) a secret to her sister.

- e. The river (freeze) last winter.

Section-C (Writing)

3. Look at the picture and write a composition about it. Give a suitable title to your composition.



Section-D (Literature)

4. Tick (✓) the correct options.

- a. What is the meaning of 'quick witted'?
- (i) Intelligent (ii) Excited (iii) Nervous
- b. What are these two birds doing?
- (i) Playing (ii) Fighting (iii) Talking
- c. The speaker insists that his sister call him
- (i) Baba (ii) Dada (iii) Papa
- d. What are these two birds doing?
- (i) Gaurds (ii) Queen (iii) People
- e. What did lord Ganesha want to cook?
- (i) Pulao (ii) Curry (iii) Kheer

5. Answer the following questions:

- a. Why do you think Ganesha blesses the poor lady?
- b. Why did the king apologise?
- c. What gifts did the king given to Ascetic?
- d. List the things that make Mother Teresa a very humble lady?
- e. What is the similarity between the boy and the kite in the poem?

Self Assessment-2

Time: 1 Hour

MM: 30

Section-A (Reading)

1. **Read the following passage and answer the questions on the basis of your reading:**

A hungry lion went in search of prey. But he was not able to find any prey. He saw a cave. It was a jackal's cave. The lion thought he would wait there till evening as by that time the jackal would come and he would eat him up. When the jackal returned, he smelt something. He thought of a trick. He said "Hello cave! "How are you?" There was no response. The jackal again repeated his words. Now the lion replied, "I am fine". The jackal came to know about the presence of the lion. He ran away before he could fall prey to the lion.

- a. Who was in search of prey and what did he find?

.....

- b. What did the Jackal do when he return to his cave?

.....

- c. Write the antonym of absence from the passage.

.....

Section-B (Grammar)

2. **Complete the following sentences using adverb.**

- a. John is a powerful man. He hit him

- b. She is a lazy girl. She walks too.

- c. This question is very easy. I can do it

- d. He runs among all.

- e. She has a voice. She is a brilliant singer.

Section-C (Writing)

3. Look at the picture and write a composition about it. Give a suitable title to your composition.



Section-D (Literature)

4. Tick (✓) the correct options.

- a. Who would cry - "There goes the curly-headed boy who never told a lie."
(i) parents (ii) children (iii) none of the them
- b. Jerry and Cora like life.
(i) simple (ii) rich (iii) fashionable
- c. Where will the student play the game?
(i) playground (ii) classroom (iii) home
- d. Jack showed Jerry and Cora
(i) Tasty Food (ii) town (iii) unhealthy food
- e. What had the leather been made into?
(i) handbag (ii) shoes (iii) coat

5. Answer the following questions:

- a. Who came to meet Jerry and Cora? Did he like their simple life?
b. Where will the student go on their field trip?
c. What did the other children talk about the little boy?
d. What did the shoemaker do after cutting the leather?
e. What did the Manish do for his friend Sohan during the race?

